



# ACT Score Report

## Congratulations on taking a practice ACT!

The experience of taking an ACT, combined with a thorough analysis and review of the exam, form the core of any successful test prep program.

Name	
Code	
Date	

The ACT consists of five sections: English, Math, Reading, Science, and Writing. Each section is scored on a 0-36 scale. The final composite score is the average of the English, Math, Reading, and Science sections of the exam.

<b>Composite Score</b>	<b>27</b>
English	26
Math	27
Reading	24
Science	30
Writing	8

<b>Overall Percentile</b>	<b>87</b>
English Percentile	82
Math Percentile	88
Reading Percentile	72
Science Percentile	95
Writing Percentile	84

For each of the sections, this report contains an answer breakdown and category analysis. The answer breakdown shows your performance on each question and provides other question attributes, such as correct answer and category. Here is the key for the answer breakdown section of the report.

### Highlights

White	Correct Answer
Red	Incorrect Answer
Yellow	Omitted

### Columns

"C"	Correct Answer
"SA"	Student Answer
"Skill Category"	Academic Concept

Questions about your report? Please contact us directly at +1.310.315.0800 or email [info@arborbridge.com](mailto:info@arborbridge.com).

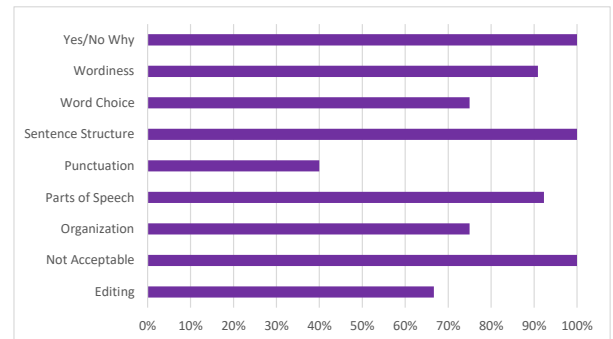
\*ACT is a registered trademark of the ACT, Inc, which was not involved in the production of and does not endorse this product.

Score	26
Percentile	82

Test 1				
Question	C	A	Skill Category	Question Type
1	C	C	Sentence Structure	Grammar
2	H	H	Editing	Rhetoric
3	A	A	Word Choice	Grammar
4	J	J	Word Choice	Grammar
5	A	B	Punctuation	Grammar
6	H	H	Wordiness	Grammar
7	D	D	Organization	Rhetoric
8	G	G	Word Choice	Grammar
9	B	B	Word Choice	Grammar
10	F	F	Parts of Speech	Grammar
11	B	C	Parts of Speech	Grammar
12	H	G	Punctuation	Grammar
13	B	B	Parts of Speech	Grammar
14	J	H	Organization	Rhetoric
15	B	B	Editing	Rhetoric
16	H	H	Punctuation	Grammar
17	B	C	Punctuation	Grammar
18	F	F	Punctuation	Grammar
19	C	C	Parts of Speech	Grammar
20	F	J	Editing	Rhetoric
21	A	A	Wordiness	Grammar
22	H	F	Editing	Rhetoric
23	B	B	Punctuation	Grammar
24	F	F	Parts of Speech	Grammar
25	B	B	Word Choice	Grammar
26	H	H	Parts of Speech	Grammar
27	D	D	Yes/No Why	Rhetoric
28	J	J	Wordiness	Grammar
29	C	C	Parts of Speech	Grammar
30	J	J	Sentence Structure	Grammar
31	B	A	Punctuation	Grammar
32	H	H	Sentence Structure	Grammar
33	A	D	Word Choice	Grammar
34	J	J	Organization	Rhetoric
35	B	B	Wordiness	Grammar
36	F	F	Word Choice	Grammar
37	B	B	Yes/No Why	Rhetoric
38	G	G	Editing	Rhetoric
39	A	A	Editing	Rhetoric
40	H	H	Not Acceptable	Rhetoric
41	B	B	Punctuation	Grammar
42	H	H	Wordiness	Grammar
43	C	C	Word Choice	Grammar
44	F	F	Word Choice	Grammar
45	D	D	Yes/No Why	Rhetoric
46	J	G	Word Choice	Grammar
47	A	D	Punctuation	Grammar
48	H	H	Sentence Structure	Grammar
49	D	D	Parts of Speech	Grammar
50	F	G	Wordiness	Grammar
51	D	D	Sentence Structure	Grammar
52	J	J	Wordiness	Grammar
53	B	B	Sentence Structure	Grammar
54	J	J	Yes/No Why	Rhetoric
55	D	D	Wordiness	Grammar
56	F	F	Parts of Speech	Grammar
57	C	C	Wordiness	Grammar
58	G	G	Parts of Speech	Grammar
59	D	D	Parts of Speech	Grammar
60	H	H	Yes/No Why	Rhetoric
61	B	B	Editing	Rhetoric
62	J	J	Organization	Rhetoric
63	A	B	Punctuation	Grammar
64	J	J	Parts of Speech	Grammar
65	B	A	Word Choice	Grammar
66	J	J	Editing	Rhetoric
67	D	D	Wordiness	Grammar
68	F	F	Sentence Structure	Grammar
69	D	D	Word Choice	Grammar
70	H	H	Not Acceptable	Rhetoric
71	A	D	Editing	Rhetoric
72	H	H	Parts of Speech	Grammar
73	D	D	Wordiness	Grammar
74	F	F	Sentence Structure	Grammar
75	C	C	Yes/No Why	Rhetoric

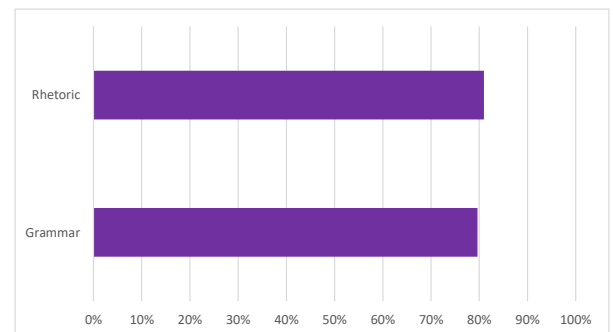
Skill Category Analysis

Skill Category	Correct	Wrong	Omitted	Total	%
Editing	6	3	0	9	67%
Not Acceptable	2	0	0	2	100%
Organization	3	1	0	4	75%
Parts of Speech	12	1	0	13	92%
Punctuation	4	6	0	10	40%
Sentence Structure	8	0	0	8	100%
Word Choice	9	3	0	12	75%
Wordiness	10	1	0	11	91%
Yes/No Why	6	0	0	6	100%



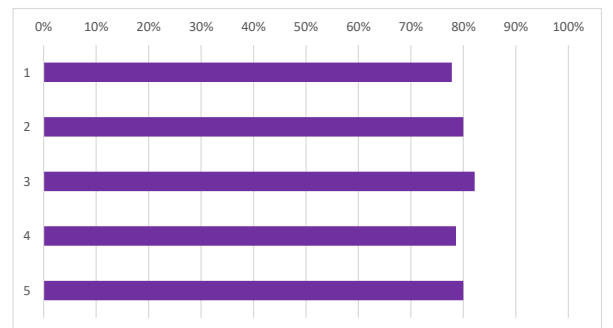
Question Type Analysis

Question Type	Correct	Wrong	Omitted	Total	%
Grammar	43	11	0	54	80%
Rhetoric	17	4	0	21	81%



Difficulty Analysis

Level	Correct	Wrong	Omitted	Total	%
1	14	4	0	18	78%
2	8	2	0	10	80%
3	23	5	0	28	82%
4	11	3	0	14	79%
5	4	1	0	5	80%

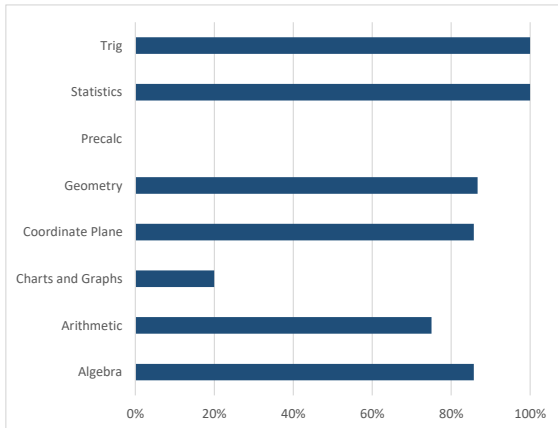


Score	27
Percentile	88

TEST 2			
Question	C	A	Skill Category
1	A	A	Algebra
2	H	H	Arithmetic
3	B	B	Arithmetic
4	G	G	Arithmetic
5	D	D	Arithmetic
6	H	H	Geometry
7	B	A	Arithmetic
8	J	J	Geometry
9	D	D	Geometry
10	H	H	Geometry
11	A	A	Arithmetic
12	H	H	Algebra
13	E	E	Coordinate Plane
14	F	F	Arithmetic
15	E	E	Algebra
16	H	H	Algebra
17	E	E	Geometry
18	G	G	Statistics
19	E	E	Algebra
20	G	G	Geometry
21	D	D	Arithmetic
22	G	G	Algebra
23	A	A	Algebra
24	F	F	Algebra
25	D	D	Arithmetic
26	J	J	Algebra
27	D	D	Charts and Graphs
28	G	G	Coordinate Plane
29	E	E	Geometry
30	G	G	Geometry
31	B	C	Geometry
32	F	F	Trig
33	C	C	Coordinate Plane
34	G	G	Coordinate Plane
35	E	E	Algebra
36	G	F	Arithmetic
37	A	A	Algebra
38	F	F	Trig
39	C	C	Geometry
40	J	J	Geometry
41	C	C	Statistics
42	H	H	Coordinate Plane
43	A	A	Coordinate Plane
44	J	J	Geometry
45	B	B	Geometry
46	H	K	Charts and Graphs
47	D	C	Charts and Graphs
48	F	G	Charts and Graphs
49	E	B	Charts and Graphs
50	J	G	Coordinate Plane
51	E	A	Geometry
52	K	K	Trig
53	E	E	Geometry
54	G	G	Arithmetic
55	E	A	Arithmetic
56	H	G	Algebra
57	E	E	Statistics
58	J	J	Trig
59	D	B	Algebra
60	F	F	Algebra

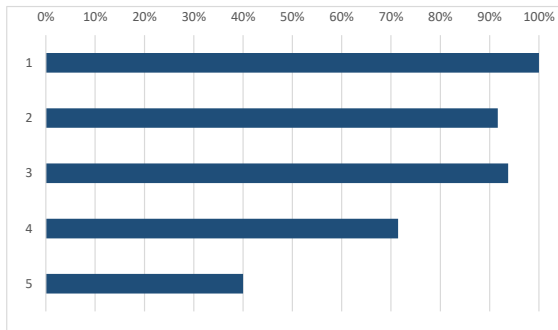
Skill Category Analysis

Skill Category	Correct	Wrong	Omitted	Total	%
Algebra	12	2	0	14	86%
Arithmetic	9	3	0	12	75%
Charts and Graphs	1	4	0	5	20%
Coordinate Plane	6	1	0	7	86%
Geometry	13	2	0	15	87%
Precalc	0	0	0	0	N/A
Statistics	3	0	0	3	100%
Trig	4	0	0	4	100%



Difficulty Analysis

Question Type	Correct	Wrong	Omitted	Total	%
1	8	0	0	8	100%
2	11	1	0	12	92%
3	15	1	0	16	94%
4	10	4	0	14	71%
5	4	6	0	10	40%

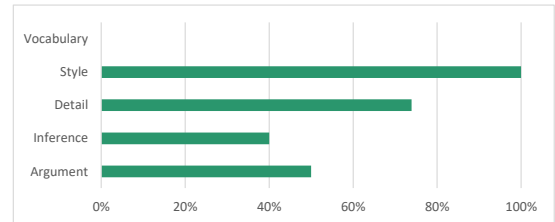


Score	24
Percentile	72

TEST 3				
Question	C	SA	Skill Category	Passage Type
1	C	B	Inference	Prose Fiction
2	G	G	Detail	Prose Fiction
3	B	A	Inference	Prose Fiction
4	H	H	Argument	Prose Fiction
5	A	A	Detail	Prose Fiction
6	G	F	Inference	Prose Fiction
7	D	B	Inference	Prose Fiction
8	F	H	Detail	Prose Fiction
9	D	A	Inference	Prose Fiction
10	F	F	Detail	Prose Fiction
11	C	D	Argument	Social Science
12	F	F	Detail	Social Science
13	D	D	Argument	Social Science
14	F	F	Detail	Social Science
15	A	C	Inference	Social Science
16	G	G	Detail	Social Science
17	B	B	Detail	Social Science
18	J	G	Detail	Social Science
19	D	D	Style	Social Science
20	H	G	Detail	Social Science
21	D	D	Inference	Humanities
22	H	H	Detail	Humanities
23	A	A	Inference	Humanities
24	J	J	Detail	Humanities
25	A	A	Argument	Humanities
26	G	F	Argument	Humanities
27	A	A	Inference	Humanities
28	H	G	Detail	Humanities
29	B	D	Detail	Humanities
30	H	H	Inference	Humanities
31	A	A	Detail	Natural Science
32	J	G	Detail	Natural Science
33	B	B	Detail	Natural Science
34	H	H	Detail	Natural Science
35	A	A	Detail	Natural Science
36	H	H	Detail	Natural Science
37	B	A	Argument	Natural Science
38	G	G	Detail	Natural Science
39	A	A	Detail	Natural Science
40	J	J	Detail	Natural Science

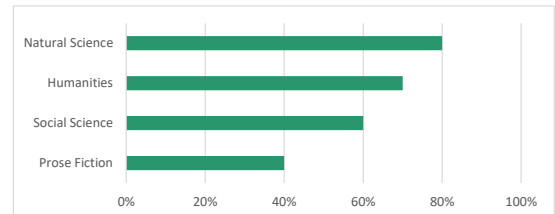
## Skill Category Analysis

Skill Category	Correct	Wrong	Omitted	Total	%
Argument	3	3	0	6	50%
Inference	4	6	0	10	40%
Detail	17	6	0	23	74%
Style	1	0	0	1	100%
Vocabulary	0	0	0	0	0%



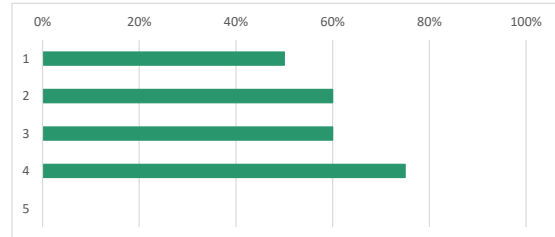
## Passage Type Analysis

Passage Type	Correct	Wrong	Omitted	Total	%
Prose Fiction	4	6	0	10	40%
Social Science	6	4	0	10	60%
Humanities	7	3	0	10	70%
Natural Science	8	2	0	10	80%



## Difficulty Analysis

Difficulty	Correct	Wrong	Omitted	Total	%
1	1	1	0	2	50%
2	6	4	0	10	60%
3	12	8	0	20	60%
4	6	2	0	8	75%
5	0	0	0	0	0%

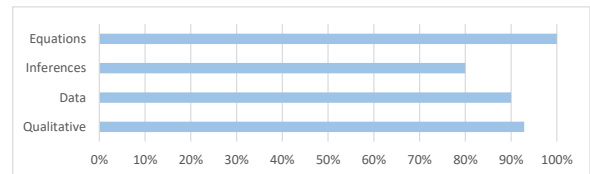


Score	30
Percentile	95

TEST 4				
Question	C	SA	Skill Category	Passage Type
1	C	C	Inferences	Experiments
2	F	F	Inferences	Experiments
3	A	A	Qualitative	Experiments
4	H	H	Data	Experiments
5	A	A	Data	Experiments
6	F	F	Qualitative	Experiments
7	D	D	Inferences	Data Representation
8	F	F	Equations	Data Representation
9	D	D	Data	Data Representation
10	H	H	Inferences	Data Representation
11	C	C	Inferences	Data Representation
12	H	H	Data	Data Representation
13	B	B	Inferences	Data Representation
14	J	J	Inferences	Data Representation
15	C	C	Data	Data Representation
16	F	F	Data	Data Representation
17	C	C	Qualitative	Conflicting Viewpoints
18	J	J	Qualitative	Conflicting Viewpoints
19	A	A	Qualitative	Conflicting Viewpoints
20	F	F	Qualitative	Conflicting Viewpoints
21	B	A	Qualitative	Conflicting Viewpoints
22	J	J	Inferences	Conflicting Viewpoints
23	B	B	Qualitative	Conflicting Viewpoints
24	G	G	Qualitative	Experiments
25	D	D	Qualitative	Experiments
26	F	F	Qualitative	Experiments
27	B	B	Data	Experiments
28	H	H	Qualitative	Experiments
29	D	D	Qualitative	Experiments
30	G	G	Data	Data Representation
31	C	D	Inferences	Data Representation
32	G	G	Inferences	Data Representation
33	D	C	Data	Data Representation
34	G	H	Inferences	Data Representation
35	D	D	Inferences	Data Representation
36	G	G	Data	Data Representation
37	D	A	Inferences	Experiments
38	H	H	Inferences	Experiments
39	A	A	Inferences	Experiments
40	J	J	Qualitative	Experiments

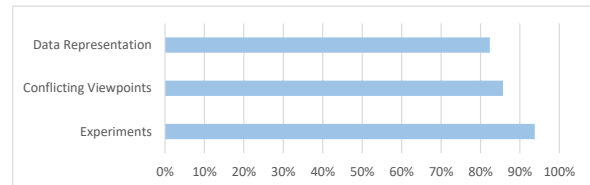
## Skill Category Analysis

Skill Category	Correct	Wrong	Omitted	Total	%
Qualitative	13	1	0	14	93%
Data	9	1	0	10	90%
Inferences	12	3	0	15	80%
Equations	1	0	0	1	100%



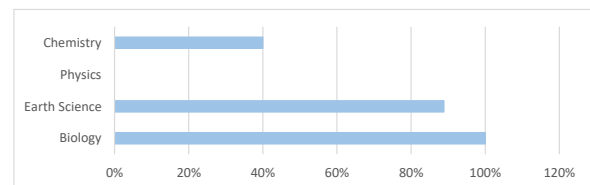
## Passage Type Analysis

Passage Type	Correct	Wrong	Omitted	Total	%
Experiments	15	1	0	16	94%
Conflicting Viewpoints	6	1	0	7	86%
Data Representation	14	3	0	17	82%



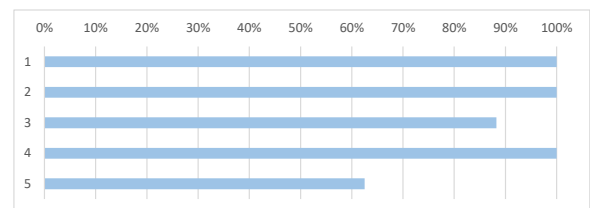
## Academic Content Analysis

Academic Content	Correct	Wrong	Omitted	Total	%
Biology	11	0	0	11	100%
Earth Science	16	2	0	18	89%
Physics	0	0	0	0	#DIV/0!
Chemistry	2	3	0	5	40%



## Difficulty Analysis

Level	Correct	Wrong	Omitted	Total	%
1	3	0	0	3	100%
2	4	0	0	4	100%
3	15	2	0	17	88%
4	8	0	0	8	100%
5	5	3	0	8	63%



Score	8
Percentile	84

Essay Scoring	
Ideas and Analysis	9
Development/Support	9
Organization	8
Language Use/Conventions	7

Ideas and Analysis
Scores in this domain reflect the ability to generate productive ideas and engage critically with multiple perspectives on the given issue. Competent writers understand the issue they are invited to address, the purpose for writing, and the audience. They generate ideas that are relevant to the situation.

Development and Support
Scores in this domain reflect the ability to discuss ideas, offer rationale, and bolster an argument. Competent writers explain and explore their ideas, discuss implications, and illustrate through examples. They help the reader understand their thinking about the issue.

Organization
Scores in this domain reflect the ability to organize ideas with clarity and purpose. Organizational choices are integral to effective writing. Competent writers arrange their essays in a way that clearly shows the relationship between ideas, and they guide the reader through their discussions.

Language Use/Conventions
Scores in this domain reflect the ability to use written language to convey arguments with clarity. Competent writers make use of the conventions of grammar, syntax, word usage, and mechanics. They are also aware of their audience and adjust the style and tone of their writing to communicate effectively.

**English**  
**Core Concepts**

Core Punctuation 1.7 Unnecessary Commas (Q63)  
Core Editing 1.2 Replace for Reason - Phrase (Q22)  
Core Editing 1.2 Replace for Reason - Phrase (Q20)  
Core Punctuation 1.5 Commas - Non Essential Modifiers (Q17)  
Core Punctuation 1.7 Unnecessary Commas (Q12)  
Core Punctuation 1.5 Commas - Non Essential Modifiers (Q5)  
Core Editing 2.1 Delete - Loss of Meaning (Q71)  
Core Word Choice 3.1 Wordiness (Q50)  
Core Word Choice 2.1 Transitions Between (Q33)  
Core Punctuation 1.2 Commas - Names and Dates (Q31)  
Core PoS 1.1 Verbs - Basic Tenses (Q11)

**Targeted Skills**

Skill Organization 1.1 Sentence Reorganization (Q14)  
Skill Word Choice 1.1 Replace for Clarity (Q65)  
Skill Word Choice 2.1 Confused Vocabulary - Possessives (Q46)  
Skill Punctuation 1.1 Colons (Q47)

**Math**  
**Core Concepts**

Core Charts and Graphs 1.4 Line Graphs (Q47)  
Core Charts and Graphs 1.4 Line Graphs (Q46)  
Core Algebra 3.4 Equations - Manipulating (Q59)  
Core Geometry 5.4 Perimeter (Q31)

**Targeted Skills**

Skill Arithmetic 1.2 Absolute Value (Q7)  
Skill Arithmetic 3.3 Proportions - Direct or Inverse (Q36)  
Skill Arithmetic 2.5 Absolute Value Rules (Q55)  
Skill Charts and Graphs 1.5 Line Graphs - Rate (Q48)  
Skill Charts and Graphs 1.5 Line Graphs - Rate (Q49)  
Skill Coordinate Plane 10.5 Parabolas - Translation (Q50)  
Skill Geometry 13.3 Congruent Triangle Proofs (Q51)  
Skill Algebra 10.5 Fraction Equations - Cross Multiplying (Q56)

### Reading Core Concepts

Core Argument 1. Purpose of a Paragraph (Q37)  
Core Argument 1. Purpose of a Paragraph (Q26)  
Core Argument 1. Purpose of a Paragraph (Q11)  
Core Detail 8. Except or Not - NLR (Q8)  
Core Detail 2. What Fact - NLR Basic (Q28)  
Core Detail 10. Purpose of a Line - LR (Q20)  
Core Detail 10. Purpose of a Line - LR (Q18)  
Core Inference 1. Suggest or Imply - LR (Q9)  
Core Inference 1. Suggest or Imply - LR (Q6)  
Core Inference 1. Suggest or Imply - LR (Q3)  
Core Detail 4. Which Fact - NLR Basic (Q29)  
Core Detail 9. Except or Not - Passage (Q32)  
Core Inference 2. Suggest or Imply - NLR (Q7)

### Targeted Skills

Skill Inference 1. Characterizations - LR (Q15)  
Skill Inference 5. Narrator's Point of View (Q1)

### Science Core Concepts

Core Inferences 1. Comparing Data (Q37)  
Core Inferences 1. Comparing Data (Q31)  
Core Qualitative 3. Finding Textual Facts (Q21)  
Core Inferences 3. Interpolating Data (Q34)

### Targeted Skills

Skill Data 1. Finding Data - Advanced (Q33)